



Hali-Brite® Custom Fitted Cover for Hali-Brite® RCM-D L-893(L) Runway Closure Marker

Hali-Brite®
Custom Fitted Cover for
Hali-Brite® RCM-D L-893(L)
Runway Closure Marker
-Durable, long lasting cover
-Easy, 1 person application



Set Up Procedure (5 minutes):



1. Fold "X" to stored position, apply cover



2. Apply front strap around vertical support bar







3. Apply side strap to RCM door latch



4. Apply (2) Back straps to Hitch mount or, if Hitch installed, around hitch bar

Sales and Technical Support:
1.800.553.6269
Sales@halibrite.com

 Hali-Brite, Inc.
1119 Madison Street
Brainerd, MN 56401

 www.halibrite.com
 Ph: 218.454.0956
 Fax: 218.454.0972