



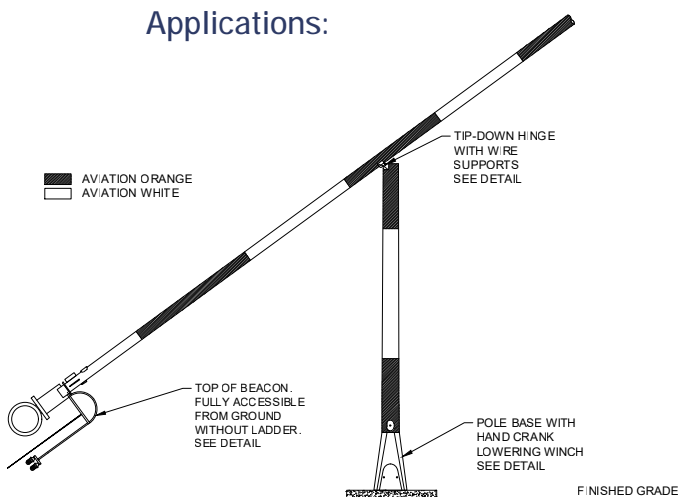
Applications:

The Hali-Brite Beacon Tipdown Pole provides a tall, sturdy mounting platform for an L-801 or L-802 Rotating Beacon. The Tipdown Pole is center-hinged, allowing simple, easy access to the beacon without climbing or using a lift truck.

Features

- Available in several heights from 25 to 55 feet
- Designed to fit all Hali-Brite beacons
- Mounting plate accommodates a lightning rod and one singular or dual L-810 obstruction light
- Easily raised and lowered by one person, using an internal hand-operated winch
- Removable winch handle
- Counter-weighted upper pole shaft
- Several finish options-prime coat, factory finish paint, hot-dip galvanizing,
- Manufactured in the USA, Buy American Qualified


Applications:






Sales and Technical Support:

1.800.553.6269

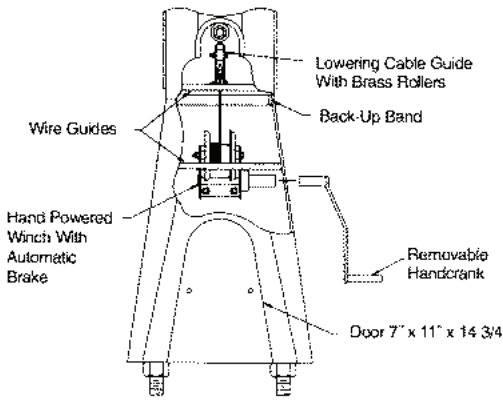
Sales@halibrite.com

 Hali-Brite, Inc.
1119 Madison Street
Brainerd, MN 56401

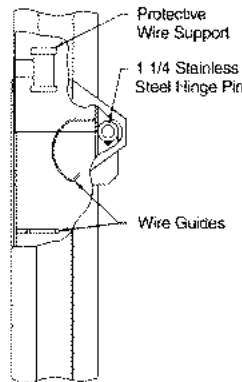
 www.halibrite.com
 Ph: 218.454.0956
 Fax: 218.454.0972

The Halibrite Tipdown Pole is formed of high strength, 50,000 PSI, ASTM A572 high carbon or ASTM A588 self-weathering, American made steel. The shaft is a two section octagonal tapered structure with a counterweight and hinge. The top section of the shaft is "7" gauge and the bottom may be "7" or "3" gauge material. The counterweight is a five-sided section made of one gauge thicker material than the lower shaft. The top section/counterweight combination is attached to the bottom section utilizing a hinge which rotates on a 1 1/4" diameter stainless steel rod. The pole is lowered using a heavy duty hand-powered winch with an automatic brake and a removable hand crank, The winch drum is wound with 3/16" stainless steel aircraft cable rated for 350 lbs load. Wire guides are provided at the hinge joint and at the pole base to protect internal wiring during raising and lowering operations.

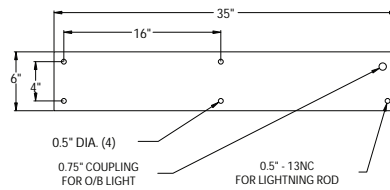
Pole Detail



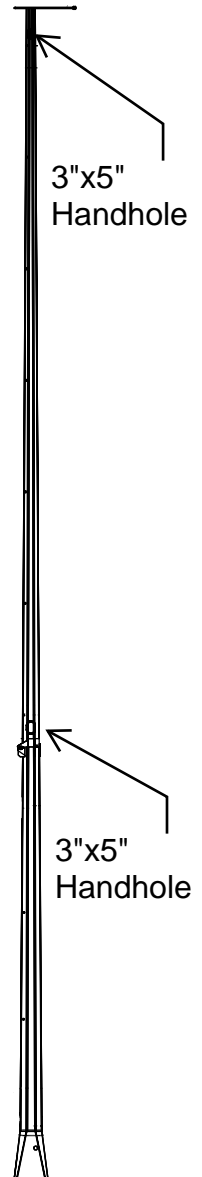
Base



Hinge




Beacon Platform






HALIBRITE POLE SIZE TABLE

Mounting Height	Part Number	Base	Top	EPA (sq.ft)	Weight (Lbs.)	Gauge	Anchor Bolt Circle	Anchor Bolt Size
30'	8000-30TP	12 3/16"	8 7/16"	68.28	1,122.2	3/16"/1/4"	17"	1 1/2" x 60"
35'	8000-35TP	12 3/16"	7 11/16"	79.57	1,286.86	3/16"/1/4"	17"	1 1/2" x 60"
40'	8000-40TP	12 3/16"	6 15/16"	77.92	1,238.56	3/16"/1/4"	17"	1 1/2" x 60"
45'	8000-45TP	12 3/16"	6 5/16"	83.18	1,305.73	3/16"/1/4"	17"	1 1/2" x 60"
50'	8000-50TP	12 3/16"	5 5/8"	87.91	1,366.06	3/16"/1/4"	17"	1 1/2" x 60"
55'	8000-55TP	12 3/16"	5"	92.10	1,419.55	3/16"/1/4"	17"	1 1/2" x 60"

Sales and Technical Support:
 1.800.553.6269
 Sales@halibrite.com

 Hali-Brite, Inc.
 1119 Madison Street
 Brainerd, MN 56401

 www.halibrite.com
 Ph: 218.454.0956
 Fax: 218.454.0972