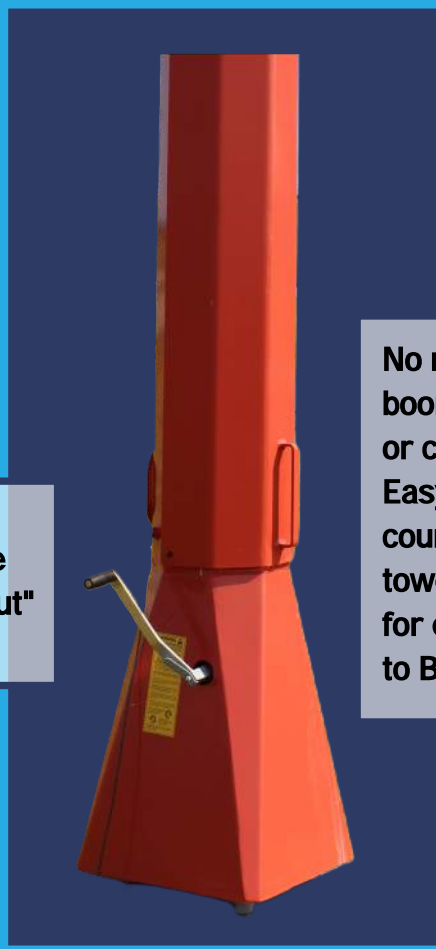




Hali-Brite® TipDown Tower



**Internal Winch
with removable
"Clip-in, Clip-out"
Handle**



**No need for
boom truck, lifts
or climbing!
Easy to use,
counterweighted
tower tips down
for easy access
to Beacon.**



Applications:

Hali-Brite® Tipdown poles provide an elevated mounting tower for mounting tower for Rotating Beacons at Airports, Heliports and Vertiports

Conformity:

Conforms to FAA AC 150/5340-30J - Design and Installation Details for Airport Visual Aids AND FAA AC 150/5370-10H - Standard Specifications for Construction of Airports

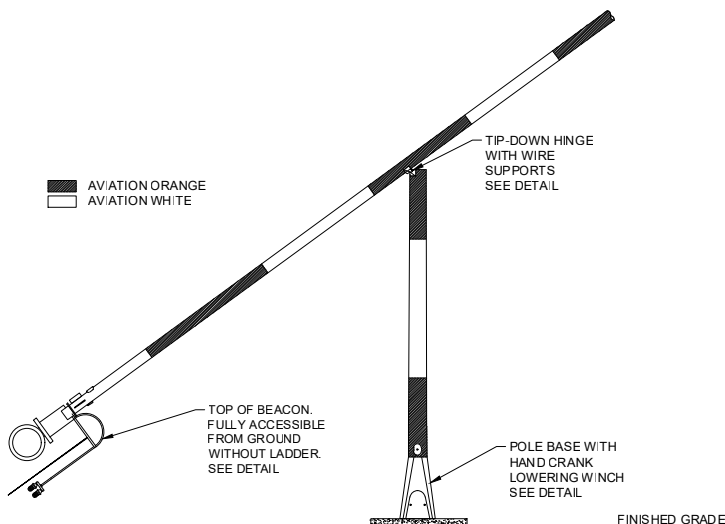
Features

- Available in several heights from 25 to 75 feet
- Basket Towers available by request
- High strength, 50,000 PSI, ASTM A572 high carbon or ASTM A588 self-weathering, American made steel
- Anchor Cage assembly for easy installation in foundation- no templates or bolt patterns required
- Wind load and base reaction calculations included
- Designed to fit all Hali-Brite Beacons
- Mounting plate accommodates a lightning rod and one singular or dual L-810 obstruction light
- Easily raised and lowered by one person, using an internal hand-operated winch with auto brake
- Removable winch handle
- 7/32" Stainless Steel Aircraft Cable
- Counter-weighted upper pole shaft
- Manufactured in the USA, Buy American Qualified

Sales and Technical Support:

1.800.553.6269

Sales@halibrite.com



Hali-Brite, Inc.
1119 Madison Street
Brainerd, MN 56401

www.halibrite.com
Ph: 218.454.0956
Fax: 218.454.0972



Hali-Brite® TipDown Tower


Ordering Codes and Information

Square tube (VS 16 sided) models available upon request, for cost savings. Same technology, winch and crank assembly. Available in 15-30' models, galvanized or non

Part Number	Description	EPA(Sq Ft)	Weight(lbs)
8000-25TPP	25' Tipdown Tower, Primed and Painted	56.99	1006.4
8000-25TGPP	25' Tipdown Tower, GALVANIZED*, Primed, Painted	56.99	1006.4
8000-30TPP	30' Tipdown Tower, Primed and Painted	68.28	1122.2
8000-30TGPP	30' Tipdown Tower, GALVANIZED*, Primed, Painted	68.28	1122.2
8000-35TPP	35' Tipdown Tower, Primed and Painted	77.92	1238.56
8000-35TGPP	35' Tipdown Tower, GALVANIZED*, Primed, Painted	77.92	1238.56
8000-40TPP	40' Tipdown Tower, Primed, Painted	79.57	1286.86
8000-40TPGP	40' Tipdown Tower, GALVANIZED*, Primed, Painted	79.57	1286.86
8000-45TPP	45' Tipdown Tower, Primed and Painted	83.18	1305.73
8000-45TGPP	45' Tipdown Tower, GALVANIZED*, Primed, Painted	83.18	1305.73
8000-50TPP	50' Tipdown Tower, Primed and Painted	87.91	1366.06
8000-50TGPP	50' Tipdown Tower, GALVANIZED*, Primed, Painted	87.91	1366.06
8000-55TPP	55' Tipdown Tower, Primed and Painted	92.1	1419.55
8000-55TGPP	55' Tipdown Tower, GALVANIZED*, Primed, Painted	92.1	1419.55
8000-75TPP	75' Tipdown Tower, Primed and Painted	108.86	1633.51
8000-75TGPP	75' Tipdown Tower, GALVANIZED*, Primed, Painted	108.86	1633.51

Note: all towers include threaded ground rod. Custom towers available upon request

*Galvanized finish recommended for corrosive environments, installations within 100' of the sea

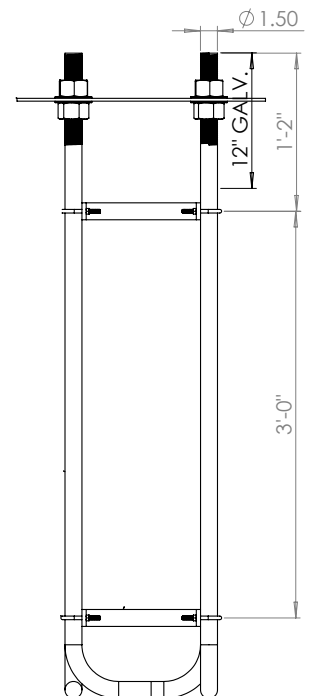


Optional Tower Related Items

Part Number	Description
8000-Anchor Cage	Anchor Cage for 30-55' towers, fully assembled
8000-POWER	Cordless Power Drill, With Drive Adapter, for powered operation of towers. battery and charger included
8000-OBPIPE	3/4 threaded pipe for Obstruction Light mount
8000-LM-CA-72C	LM-CA-72C Lightning Master Dissipater Vs Ground Rod
L810 DUAL LED	Dual LED obstruction light, 120/240V
L810 SINGLE LED	Single LED obstruction light, 120/240V



Optional cordless Drill (8000-power)



Optional Anchor Cage

Sales and Technical Support:

1.800.553.6269
Sales@halibrite.com

Hali-Brite, Inc.
1119 Madison Street
Brainerd, MN 56401

www.halibrite.com
Ph: 218.454.0956
Fax: 218.454.0972